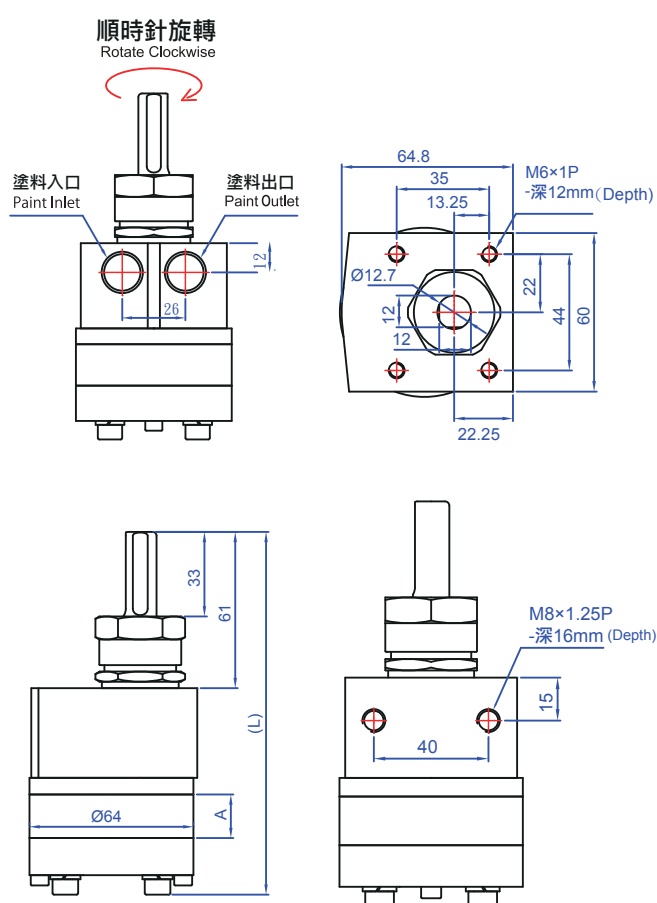


液體輸送齒輪泵浦

Fluid Convey Gear Pump

一般型/K-PUMP

型號 Model		K-PUMP-0.4	K-PUMP-0.5	K-PUMP-1.5	K-PUMP-3	K-PUMP-5
排量 Displacement		0.4 cc/rev	0.5 cc/rev	1.5 cc/rev	3 cc/rev	5 cc/rev
使用壓力 Pressure	額定 Rated	0.5 bar	0.5 bar	0.5 bar	0.5 bar	0.5 bar
	最高 Max.	4 bar	4 bar	4 bar	4 bar	4 bar
回轉速 Rotational Speed	塗料輸送 Paint Supply	20-100 rpm	20-100 rpm	20-100 rpm	20-100 rpm	20-100 rpm
	快速清洗 Quick Cleaning	150-200 rpm	150-200 rpm	150-200 rpm	150-200 rpm	150-200 rpm
尺寸 Size	A	2.3 mm	2.85 mm	8.5 mm	17 mm	28 mm
	L	127 mm	128 mm	133.5 mm	142 mm	153 mm
塗料入/出口 Paint Inlet/Outlet	入口 Inlet	3/8"PT	3/8"PT	3/8"PT	3/8"PT	3/8"PT
	出口 Outlet	3/8"PT	3/8"PT	3/8"PT	3/8"PT	3/8"PT
淨重 Net Weight		1 kg	1 kg	1.2 kg	1.4 kg	1.65 kg



► 配件 Accessories

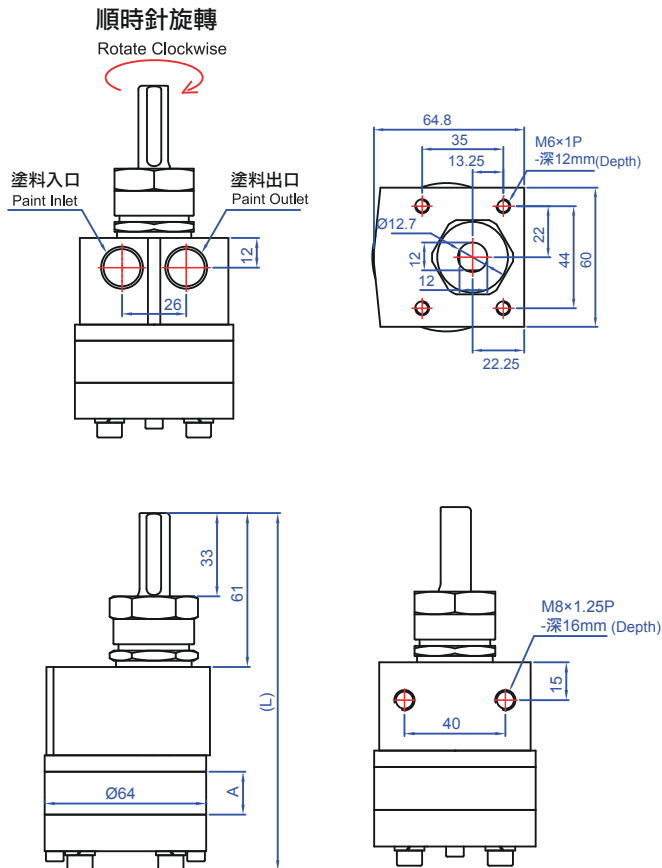
- A : 無刷馬達(一般款)
Brushless Motor (Standard Type)
- B : 無刷馬達(靜電款)
Brushless Motor (Electrostatic Type)

詳細請參閱無刷馬達頁數 P.08

(Please refer to P.08 for more details of the Brushless Motor section.)

鍍鋁鈦/K-PUMP-T

型號 Model		K-PUMP-T-0.4	K-PUMP-T-0.5	K-PUMP-T-1.5	K-PUMP-T-3	K-PUMP-T-5
排量 Displacement		0.4 cc/rev	0.5 cc/rev	1.5 cc/rev	3 cc/rev	5 cc/rev
使用壓力 Pressure	額定 Rated	0.5 bar	0.5 bar	0.5 bar	0.5 bar	0.5 bar
	最高 Max.	4 bar	4 bar	4 bar	4 bar	4 bar
回轉速 Rotational Speed	塗料輸送 Paint Supply	20-100 rpm	20-100 rpm	20-100 rpm	20-100 rpm	20-100 rpm
	快速清洗 Quick Cleaning	150-200 rpm	150-200 rpm	150-200 rpm	150-200 rpm	150-200 rpm
尺寸 Size	A	2.3 mm	2.85 mm	8.5 mm	17 mm	28 mm
	L	127 mm	128 mm	133.5 mm	142 mm	153 mm
塗料入/出口 Paint Inlet/Outlet	入口 Inlet	3/8"PT	3/8"PT	3/8"PT	3/8"PT	3/8"PT
	出口 Outlet	3/8"PT	3/8"PT	3/8"PT	3/8"PT	3/8"PT
淨重 Net Weight		1 kg	1 kg	1.2 kg	1.4 kg	1.65 kg



▶ 配件 Accessories

- A : 無刷馬達(一般款)
Brushless Motor (Standard Type)
- B : 無刷馬達(靜電款)
Brushless Motor (Electrostatic Type)

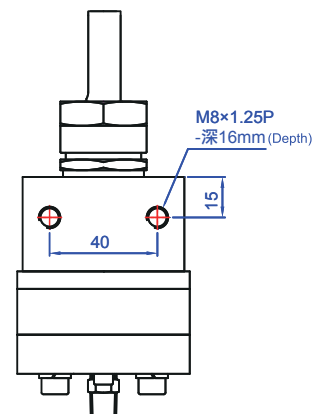
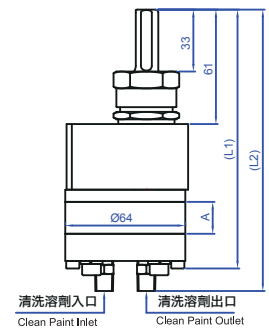
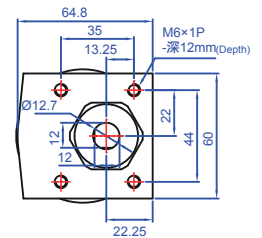
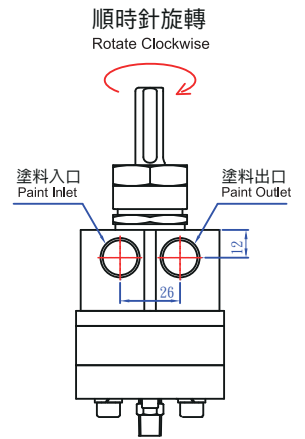
詳細請參閱無刷馬達頁數 P.08
(Please refer to P.08 for more details of the Brushless Motor section.)

液體輸送齒輪泵浦

Fluid Convey Gear Pump

清洗型/K-PUMP-CW

型號 Model		K-PUMP-CW-3	K-PUMP-CW-5
排量 Displacement		3 cc/rev	5 cc/rev
使用壓力 Pressure	額定 Rated	0.5 bar	0.5 bar
	最高 Max.	4 bar	4 bar
回轉速 Rotational Speed	塗料輸送 Paint Supply	20-100 rpm	20-100 rpm
	快速清洗 Quick Cleaning	150-200 rpm	150-200 rpm
尺寸 Size	A	17 mm	28 mm
	L1	142 mm	153 mm
	L2	150 mm	161 mm
塗料入/出口 Paint Inlet/Outlet	入口 Inlet	3/8"PT	3/8"PT
	出口 Outlet	3/8"PT	3/8"PT
清洗溶劑入/出口 Clean Paint Inlet/Outlet	入口 Inlet	1/8"PT	1/8"PT
	出口 Outlet	1/8"PT	1/8"PT
淨重 Net Weight		1.5 kg	1.75 kg



▶ 配件 Accessories

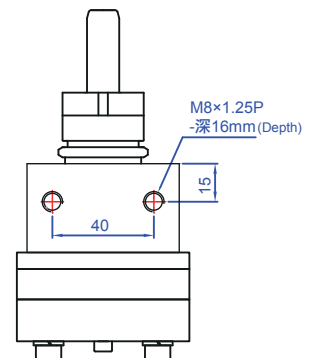
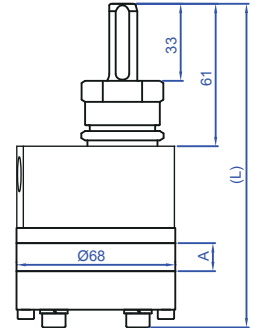
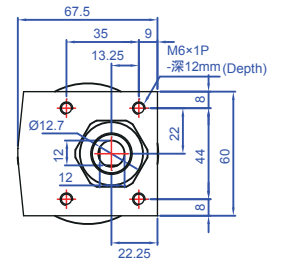
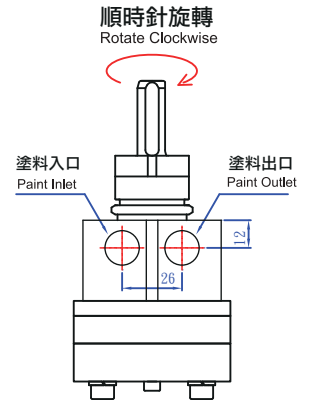
A : 無刷馬達(一般款)
Brushless Motor (Standard Type)

B : 無刷馬達(靜電款)
Brushless Motor (Electrostatic Type)

詳細請參閱無刷馬達頁數 P.08 (Please refer to P.08 for more details of the Brushless Motor section.)

碳化鎢/K-PUMP-C

型號 Model		K-PUMP-C-3	K-PUMP-C-5
排量 Displacement		3 cc/rev	5 cc/rev
使用壓力 Pressure	額定 Rated	0.5 bar	0.5 bar
	最高 Max.	4 bar	4 bar
回轉速 Rotational Speed	塗料輸送 Paint Supply	20-100 rpm	20-100 rpm
	快速清洗 Quick Cleaning	150-200 rpm	150-200 rpm
尺寸 Size	A	17 mm	25 mm
	L	144 mm	152 mm
塗料入/出口 Paint Inlet/Outlet	入口 Inlet	3/8"PT	3/8"PT
	出口 Outlet	3/8"PT	3/8"PT
淨重 Net Weight		1.25 kg	1.45 kg



▶ 配件 Accessories

A : 無刷馬達(一般款)
Brushless Motor (Standard Type)

B : 無刷馬達(靜電款)
Brushless Motor (Electrostatic Type)

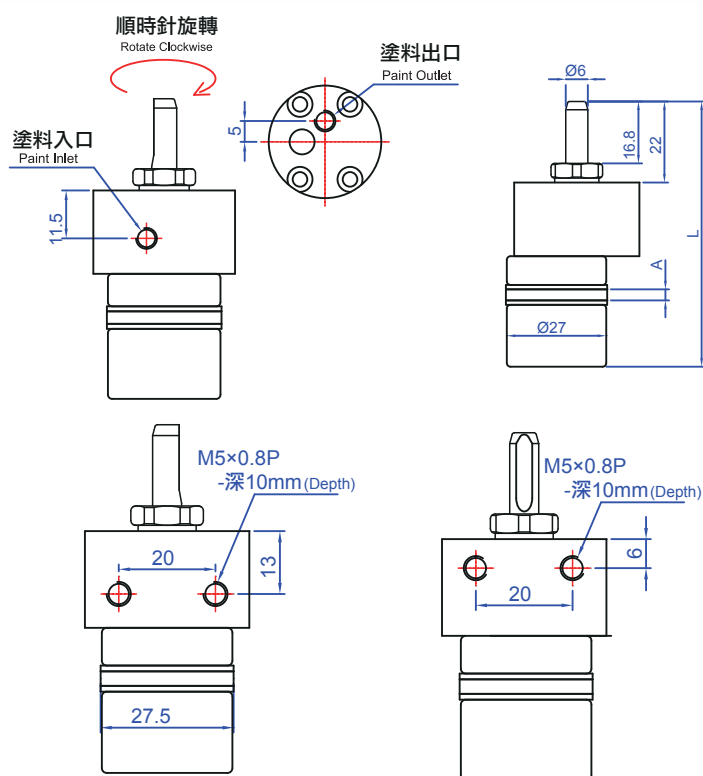
詳細請參閱無刷馬達頁數 P.08 (Please refer to P.08 for more details of the Brushless Motor section.)

液體輸送齒輪泵浦

Fluid Convey Gear Pump

微量型/K-PUMP-CM

型號 Model		K-PUMP-CM-0.05	K-PUMP-CM-0.1	K-PUMP-CM-0.2	K-PUMP-CM-0.5
排量 Displacement		0.05 cc/rev	0.1 cc/rev	0.2 cc/rev	0.5 cc/rev
使用壓力 Pressure	額定 Rated	0.5 bar	0.5 bar	0.5 bar	0.5 bar
	最高 Max.	4 bar	4 bar	4 bar	4 bar
回轉速 Rotational Speed	塗料輸送 Paint Supply	20-100 rpm	20-100 rpm	20-100 rpm	20-100 rpm
	快速清洗 Quick Cleaning	150-200 rpm	150-200 rpm	150-200 rpm	150-200 rpm
尺寸 Size	A	1.5 mm	3 mm	6 mm	15 mm
	L	70.5 mm	72 mm	75 mm	84 mm
塗料入/出口 Paint Inlet/Outlet	入口 Inlet	M5	M5	M5	M5
	出口 Outlet	M5	M5	M5	M5
淨重 Net Weight		0.23 kg	0.24 kg	0.25 kg	0.29 kg



▶ 配件 Accessories

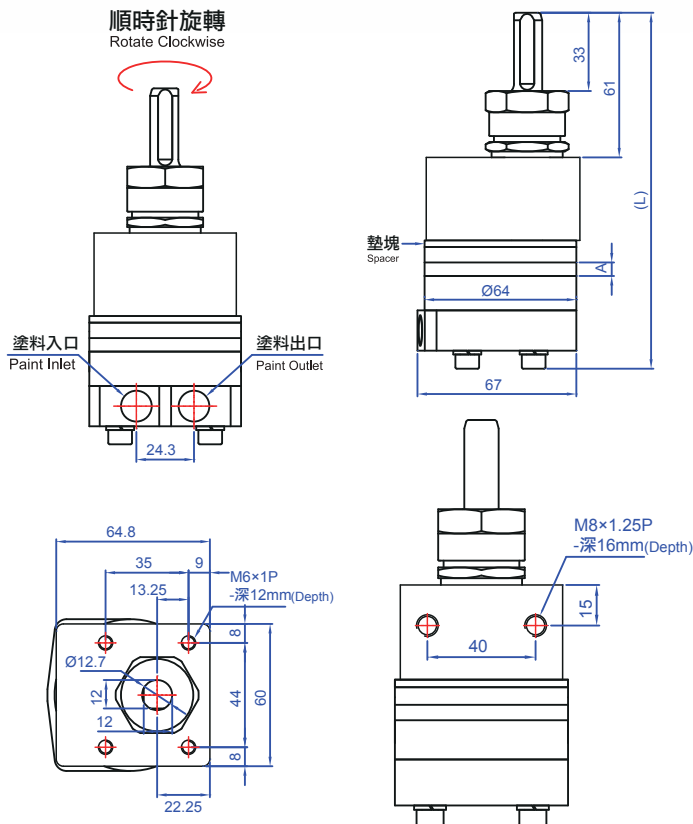
A : 無刷馬達(一般款)
Brushless Motor (Standard Type)

B : 無刷馬達(靜電款)
Brushless Motor (Electrostatic Type)

詳細請參閱無刷馬達頁數 P.08 (Please refer to P.08 for more details of the Brushless Motor section.)

下吸式/SS-SP

型號 Model		SS-SP-0.4	SS-SP-0.5	SS-SP-1	SS-SP-1.5	SS-SP-3	SS-SP-5
排量 Displacement		0.4 cc/rev	0.5 cc/rev	1 cc/rev	1.5 cc/rev	3 cc/rev	5 cc/rev
使用壓力 Pressure	額定 Rated	0.5 bar	0.5 bar	0.5 bar	0.5 bar	0.5 bar	0.5 bar
	最高 Max.	4 bar	4 bar	4 bar	4 bar	4 bar	4 bar
回轉速 Rotational Speed	塗料輸送 Paint Supply	20-100 rpm	20-100 rpm	20-100 rpm	20-100 rpm	20-100 rpm	20-100 rpm
	快速清洗 Quick Cleaning	150-200 rpm	150-200 rpm	150-200 rpm	150-200 rpm	150-200 rpm	150-200 rpm
尺寸 Size	A	2.3 mm	2.85 mm	5.7 mm	8.5 mm	17 mm	28 mm
	L	150 mm	150 mm	150 mm	150 mm	158 mm	169 mm
塗料入/出口 Paint Inlet/Outlet	入口 Inlet	1/4"PS	1/4"PS	1/4"PS	1/4"PS	1/4"PS	1/4"PS
	出口 Outlet	1/4"PS	1/4"PS	1/4"PS	1/4"PS	1/4"PS	1/4"PS
淨重 Net Weight		1.45 kg	1.45kg	1.45 kg	1.45 kg	1.6 kg	1.8 kg
墊塊 Spacer		v	v	v	-	-	-



▶ 配件 Accessories

- A : 無刷馬達(一般款)
Brushless Motor (Standard Type)
- B : 無刷馬達(靜電款)
Brushless Motor (Electrostatic Type)

詳細請參閱無刷馬達頁數 P.08

(Please refer to page P.08 for more details of the Brushless Motor section.)

液體輸送齒輪泵浦

Fluid Convey Gear Pump

下吸式+旁通閥/Downdraft Type with Bypass Valve

塗料入口尺寸 Paint Inlet/Outlet Size	1/8"PT
空氣入口尺寸 Air Inlet Size	1/8"PT
最高塗料壓力 Max. Paint Pressure	6 bar
最低控制風壓 Min. Control Air Pressure	4 bar
最大噴塗量 Max. Spray Flow	2.2 L/min
耐溫範圍 Temperature Range	5-80°C
材質 Material	不鏽鋼 / 鋁合金 / 鐵氟龍 Stainless Steel / Aluminum Alloy / Teflon 耐磨型: 撞針及外接頭為SLD(熱處理) Wear-resistant type: The needle and connect are SLD (heat treatment).
裝設位置 Installation Location	QWG-2W-1-W/S: 快速清洗噴槍 Quick cleaning spray guns
	QWPG-2W-1-W/S: 快速清洗齒輪泵浦&噴槍 Quick cleaning of gear pumps and spray guns
	QWP-2W-2-W/S: 快速清洗齒輪泵浦 Quick cleaning of gear pumps
	SV-25: 防止齒輪泵浦內部壓力過高，造成爆管或齒輪泵浦本身損壞。 Prevent the internal pressure of the gear pump from being too high, causing a pipe burst or damage to the gear pump itself.
補充: W為水性塗料，S為油性塗料。 Remark: W is water-based paint, S is oil-based paint.	

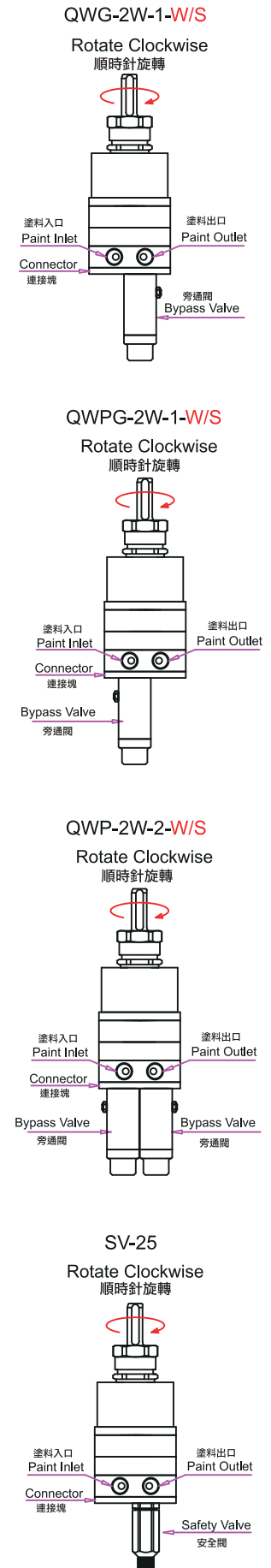


▶ 配件Accessories

- A: 無刷馬達(一般款)
Brushless Motor (Standard Type)
- B: 無刷馬達(靜電款)
Brushless Motor (Electrostatic Type)

詳細請參閱無刷馬達頁數 P.08

(Please refer to page P.08 for more details of the Brushless Motor section.)



▶ 配件Accessories

名稱 Name	無刷馬達(一般款) Brushless Motor (Standard Type)	無刷馬達(靜電款) Brushless Motor (Electrostatic Type)
型號 Model	BMPF-S: 適用齒輪泵軸徑 $\varnothing 6$ mm For $\varnothing 6$ mm gear pump shaft BMPF-L: 適用齒輪泵軸徑 $\varnothing 12.7$ mm For $\varnothing 12.7$ mm gear pump shaft	BMPF-S-HV: 適用齒輪泵軸徑 $\varnothing 6$ mm For $\varnothing 6$ mm gear pump shaft BMPF-L-HV: 適用齒輪泵軸徑 $\varnothing 12.7$ mm For $\varnothing 12.7$ mm gear pump shaft
尺寸 Size	BMPF-S: L160 × W150 × H254 mm BMPF-L: L160 × W150 × H279 mm	BMPF-S-HV: L160 × W150 × H331 mm BMPF-L-HV: L160 × W150 × H354 mm
外觀 Overlook		

氣動雙隔膜泵浦

Air Operated Diaphragm Pump

ADP-0120

型號 Model	ADP-0120
壓力比 Pressure Ratio	1:1
最高輸出壓力 Max. Output Pressure	7 bar
最大噴塗量 Max. Spray Flow	20 L/min
最大虹吸高度 Max. Suction Lift Level	3.7 M
最大空氣消耗量 Max. Air Consumption	340 Liter/per min
最大輸送固體顆粒 Max. Solids Convey	1.0 mm
耐溫範圍 Temperature Range	5-65°C
塗料入口尺寸 Paint Inlet Size	3/8"PT(F)
塗料出口尺寸 Paint Outlet Size	1/2"PT(F)
空氣入口尺寸 Air Inlet Size	1/4"PT(F)
噪音值 Noise Level	80 dB(A)
膜片材質 Diaphragm Material	UPE + 鐵氟龍 Teflon
尺寸 Size	L175×W130×H207mm
工作空氣壓力範圍 Workplace Air Pressure Range	0.5-7 bar
裸泵淨重(N.W.) Pump Body(N.W.)	4 kg
泵浦材質 Pump Material	鋁合金 Aluminum Alloy
包裝重量(標配) Package Weight(Standard)	8 kg



▶ 配件Accessories

- 1.腳架
Support Stand
- 2.吸附頭
Suction Filter Head
- 3.蓄漆器
Paint Reservoir
- 4.低壓塗料穩壓器
Low Pressure Paint Regulator
- 5.塗料過濾器
Paint Filter

ADP-0145N

型號 Model	ADP-0145N
壓力比 Pressure Ratio	1:1
最高輸出壓力 Max. Output Pressure	7 bar
最大噴塗量 Max. Spray Flow	45 L/min
最大虹吸高度 Max. Suction Lift Level	5 M
最大空氣消耗量 Max. Air Consumption	300 Liter/per min
最大輸送固體顆粒 Max. Solids Convey	1.0 mm
耐溫範圍 Temperature Range	5-65°C
塗料入口尺寸 Paint Inlet Size	3/4"PT(F)
塗料出口尺寸 Paint Outlet Size	3/4"PT(F)
空氣入口尺寸 Air Inlet Size	1/4"PT(F)
噪音值 Noise Level	80 dB(A)
膜片材質 Diaphragm Material	UPE + 鐵氟龍 Teflon
尺寸 Size	L208×W175×H274mm
工作空氣壓力範圍 Workplace Air Pressure Range	0.5-7 bar
裸泵淨重(N.W.) Pump Body(N.W.)	6 kg
泵浦材質 Pump Material	鋁合金 Aluminum Alloy
包裝重量(標配) Package Weight(Standard)	11 kg



▶ 配件Accessories

1. 腳架
Support Stand
2. 吸附頭
Suction Filter Head
3. 蓄漆器
Paint Reservoir
4. 低壓塗料穩壓器
Low Pressure Paint Regulator
5. 塗料過濾器
Paint Filter

活塞式氣動中壓塗料泵浦

Piston Air-Powered Middle Pressure Paint Pump

APP-2504

型號 Model	APP-2504
壓力比 Pressure Ratio	25:1
最大噴塗量 Max. Spray Flow	4 L/min
每次往復流量 Volume/Cycle	72 cc
工作空氣壓力範圍 Workplace Air Pressure Range	2-7 bar
空氣馬達直徑 Air Motor Diameter	Ø85 mm
空氣入口尺寸 Air Inlet Size	1/8"PS
塗料入口尺寸 Paint Inlet Size	1/2"PS
塗料出口尺寸 Paint Outlet Size	1/2"PS
裸泵淨重(N.W.) Pump Body(N.W.)	20 kg
迫緊材質 Packing Material	鐵氟龍 Teflon / U.P.E
耐溫範圍 Temperature Range	4.4-70°C
噪音值 Noise Level	60 dB(A)
泵浦尺寸 Pump Size	D120 × L600 mm



▶ 配件Accessories

1. 塗料過濾器
Paint Filter

APP-1514

型號 Model	APP-1514
壓力比 Pressure Ratio	15:1
最大噴塗量 Max. Spray Flow	12.5 L/min
每次往復流量 Volume/Cycle	240 cc
工作空氣壓力範圍 Workplace Air Pressure Range	3-6 bar
空氣馬達直徑 Air Motor Diameter	Ø 152.4 mm
空氣入口尺寸 Air Inlet Size	3/4"PT(F)
塗料入口尺寸 Paint Inlet Size	1 "PT(M)
塗料出口尺寸 Paint Outlet Size	3/4"PT(M)
裸泵淨重(N.W.) Pump Body(N.W.)	94 kg
接液材質 Wetted Parts	不鏽鋼/鐵氟龍 Stainless Steel/Teflon
軸心V型止漏迫緊 Alternate Throat Packing	鐵氟龍 Teflon
密封圈材質 Piston Packing	鐵氟龍 Teflon



▶ 配件Accessories

1. 塗料過濾器
Paint Filter